



VINYL

Pella® 250 Series

\$\$



Pella 250 Series
double-hung window

FEATURES

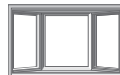
Smooth, clean lines for a higher quality look than ordinary vinyl
 Exceptional energy efficiency with double- and triple-pane glass options
 Popular colors and features and Pella's exclusive weather repel system

WINDOW STYLES

Specialty shapes, custom sizes and fixed configurations are also available.



AWNING



BAY OR BOW



CASEMENT



DOUBLE-HUNG



SINGLE-HUNG



SLIDING



Colors & Finishes

PELLA® 250 SERIES

FRAME COLORS

Create a signature look with solid-color and dual-color frames. Dual-color frames allow you to choose a different color for the exterior with a white interior.

SOLID-COLOR:

WHITE

ALMOND

FOSSIL

DUAL-COLOR FRAMES:

POPLAR
WHITE

TAN

FOSSIL

BROWN

PORTOBELLO

MORNING
SKY GRAY

HARTFORD
GREEN

BRICK RED

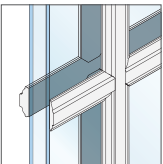
BLACK

Grilles PELLA® 250 SERIES

GRILLES

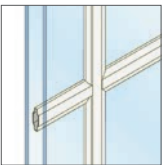
Choose the look of simulated divided light or make cleaning easier by selecting grilles-between-the-glass.

COLOR-MATCHED SIMULATED-DIVIDED-LIGHT:



CONTOUR 7/8"

GRILLES-BETWEEN-THE-GLASS:¹



CONTOUR 3/4"

Color-Matched Interior
and 11 Exterior Colors



CONTOUR 1"

White, Almond or
Fossil Only

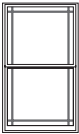


FLAT 5/8"

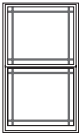
White, Almond or
Fossil Only

GRILLE PATTERNS

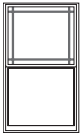
Choose from a variety of grille patterns for the traditional look of divided light.²




6-LITE PRAIRIE



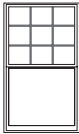
9-LITE PRAIRIE



9-LITE PRAIRIE
Top Sash Only



TRADITIONAL



TRADITIONAL
Top Sash Only



TOP ROW



CUSTOM
Equally Divided



STARBURST³



SUNBURST³



PERIMETER³



TRADITIONAL



PRAIRIE

¹ Appearance of exterior grille color may vary depending on the Low-E insulating glass selection.

² Grille patterns offered may vary per product. See specific product information for availability.

³ Only available with a curved product or curved glass.

Window Hardware

PELLA® 250 SERIES

FOLD-AWAY CRANK

Folds neatly out of the way so it won't interfere with roomside window treatments. Finishes match frame colors.



FOLD-AWAY
CRANK

COLOR-MATCHED FINISHES:



WHITE



ALMOND



FOSSIL

CAM-ACTION LOCK

Pella's cam-action locks pull the sashes against the weatherstripping for a tighter seal. Optional AutoLock hardware automatically locks the window when it is shut, simply close the sash and confirm it latches.



CAM-ACTION
LOCK



AUTOLOCK

COLOR-MATCHED FINISHES:



WHITE



ALMOND



FOSSIL

INTEGRATED SASH LIFT

Make raising and lowering single- and double-hung window sashes easy with a standard, integrated sash lift.



WINDOW INTEGRATED
SASH LIFT

COLOR-MATCHED FINISHES:



WHITE



ALMOND



FOSSIL

WINDOW LIMITED OPENING DEVICES

A vent stop can be engaged or disengaged manually and restricts how far the bottom sash of a double-hung window can open. A window opening control device (WOCD) complies with a safety standard and allows for ventilation, emergency escape and rescue when released. A WOCD automatically limits the sash opening to less than four inches, unless it is intentionally disengaged, enabling the sash to fully open.



VENT
STOP



OPENING
CONTROL
DEVICE

COLOR-MATCHED FINISHES:



WHITE



ALMOND



FOSSIL

Glass PELLA® 250 SERIES

**INSULSHIELD®
LOW-E GLASS**

- Advanced Low-E insulating dual- or triple-pane glass with argon¹
- NaturalSun Low-E insulating dual- or triple-pane glass with argon¹
- SunDefense™ Low-E insulating dual-pane glass with argon¹

**ADDITIONAL
GLASS OPTIONS**

- Bronze-tinted Advanced Low-E insulating glass with argon¹
- High-altitude InsulShield Low-E insulating glass¹
- Obscure insulating glass^{1,2}
- Tempered glass

Screens³

FLAT

Durable and functional, conventional fiberglass screens are available on all venting vinyl windows.

¹ InsulShield Low-E insulating glass is available without argon in most products.
² Available in both double-pane and triple-pane glass.
³ Warning: Screen will not stop child or pet from falling out of window or door. Keep child or pet away from open window or door.

Want to learn more? Call us at 833-44-PELLA or visit pella.com



The confidence of Pella's warranty.

Pella® products are backed by some of the strongest warranties in the business. See written limited warranty for details, including exceptions and limitations, at pella.com/warranty.



Connect with Pella:

