



Perfectly Beautiful





## LEARN MORE ABOUT OUR PRODUCTS

As you look through this book, you'll notice a QR code and the Pella Augmented Reality (AR) logo. The QR codes on each product page are a direct link to the complete product information found online.

The Pella AR logo indicates there is an augmented reality experience, where you can view a popular window or door for that particular product line.

To get started, search "Pella" in the app store appropriate to your device and download the Pella AR app.

To view, select "AR Camera" and tap on the START button to load the AR experience. When the camera view opens, aim at the page with the Pella AR logo for the experience to start.

When the image appears, you can select to change the interior finish colors of each product if you desire. This experience gives you a 3D view of the product represented on that page in the book.

iPhone is a trademark of Apple Inc., registered in the U.S. and other countries. Visit [pella.com/privacy-policy](https://pella.com/privacy-policy) for details on how Pella values and protects your information.

The information published in this document is believed to be accurate at the time of publication. However, because we are constantly working to improve our products, content is subject to changes without notice. Consult your local Pella representative for up-to-date product information.



**AT PELLA,** we don't just create windows and doors. We innovate with purpose, design with passion, build with integrity and deliver with pride. From testing beyond industry requirements to delivering continuous innovation—we go beyond what meets the eye to make beautifully designed windows and doors our customers can be proud of. To learn more, visit [pella.com](http://pella.com).

# Contents

Going Beyond What Meets the Eye	4
Testing That Goes Beyond	6
Window & Patio Door Buying Guide	10
Wood Windows & Patio Doors	12
Fiberglass Windows & Patio Doors	24
Vinyl Windows & Patio Doors	28
Parts of a Window	36
Parts of a Patio Door	38
Product Line Comparison	40
Window & Patio Door Styles	42
Entry Door Buying Guide	48
Entry Door Accessories & Glass	60

# We Go Beyond What Meets the Eye

---

Where some might see just a window or door, we see an opportunity for thoughtful, innovative products that make your life easier. Since our founding in 1925, we've had a relentless commitment to finding a better way, exceeding what's required and giving our best—all to provide you with windows and doors that help make you proud of your home.

## **INSPIRING AND INNOVATIVE DESIGNS**

At Pella, we've never been satisfied with the status quo. We are continually striving to improve what we do and how we do it. That drive has earned us over 150 patents throughout our history. Our team of engineers and industrial designers keeps us on the cutting edge of ergonomics, use and style.

To give you a personalized solution to meet your style, security and technology needs, we created Insynctive® technology. It offers security sensors that monitor if your windows are closed and patio doors are closed and locked. Pair the sensors with our motorized between-the-glass blinds or shades for more control over your security and comfort.

For more beautiful styles and aesthetics on vinyl windows, we designed our exclusive SmoothSeam™ interior welded corners to be virtually invisible, yet strong and durable.

## **A RELENTLESS COMMITMENT TO DETAIL**

One size doesn't fit all when it comes to windows and doors. That's why we create products specifically for you and your home. We sweat the details, so you don't have to—like minimalist hardware designs to match your contemporary windows or a spring that sits behind the cladding of your wood windows that helps keep the joint tight during temperature changes.

We test beyond requirements to help ensure a product you can trust and a design that will withstand the test of time. We perform some tests on product designs one right after another to try to more closely replicate real-world conditions.

## **PASSION THAT IS CONTAGIOUS**

We pride ourselves on going beyond what is required and continually striving to perfect the details you can't see.

It is something we call Pella Passion. It's the driving force behind what we do. That passion drives us to create inspiring and innovative designs and always give our best—for you and each other.

## **BRINGING A PROJECT TO LIFE**

We were thrilled to see that same innovation, eye for detail and passion for design and community in New Haven, Connecticut.

The small city is home to a budding five-year partnership between the Yale School of Architecture's Jim Vlock Building Project and a local nonprofit, Columbus House, to build homes in the community. The nonprofit helps community members who are currently homeless or at risk for becoming homeless to access the services and tools they need to find housing and become more independent.

The first project, a two-family duplex, features a two-bedroom on one side and an efficiency on the other. To design and build the first home, teams of students interviewed potential residents, collaborated on several designs and ultimately selected one to build. A sense of ownership and a balance of public and private space became the main drivers of the project.

Passionate about maximizing efficiency in each space of the home, the students chose a modern design. To help bring their vision to life, Pella donated several Architect Series® Contemporary windows, two Designer Series® sliding patio doors with shades-between-the-glass and two entry doors.

Several small windows were added to bring in light while providing privacy. A few larger windows with a lot of glass and stylish hardware make the small spaces feel bigger and helped students balance the sense of public and private space in the home. To maximize floor space, wood sliding patio doors were chosen with shades-between-the-glass to provide more privacy for the residents and protect the shades from dust and damage.

Where some might see a few windows and doors in a new home, we, the Columbus House and the students from the Yale School of Architecture see so much more. It is a beautifully designed home featuring innovative and thoughtful products and designs that help give deserving members of the New Haven community a place to call home.







#### A PROJECT FEATURING PELLA WINDOWS AND DOORS

Built by the Yale School of Architecture's Jim Vlock Building Project in partnership with Columbus House. Photo credit: Zelig Fok and Haylie Chan.

# Testing That Goes Beyond



At Pella, we believe in going beyond the ordinary. From our innovative designs to material choices and testing, we want to make sure your home is enhanced in all the right ways. Our windows and doors are custom-built to help ensure the right fit and are made to stand the test of time.

We test our designs rigorously to help ensure your windows and doors arrive in excellent condition and perform well throughout the years, in a variety of environments. Multiple, different tests are performed on product designs.

Some tests are performed one right after another to try to more closely replicate real-world conditions and see how the designs perform. For example, after a window design is cycle tested thousands of times, it could then be put through an air and water or thermal test.

We are passionate about developing innovative windows and doors that go beyond to deliver a product you can trust and be proud of.

## Hurricane testing

To test Pella® HurricaneShield® windows and patio doors rated to a ASTM E1996 missile D rating, we fire a 2x4 at 50 feet per second at the window to test the laminated glass. The window and laminate need to remain intact to prevent a large rush of air and debris from entering the home. After impact, we cycle the window 9,000 times at hurricane pressures to help ensure the window will remain intact.



## Air, water, structural chamber testing

The chamber tests for air, water and structural performance. There is a separate set of conditions for the three tests and the testing simulates positive and negative wind loads.



## Insulated glass testing

To test how sealants perform, the glass is placed in a chamber at 140 degrees with 100 percent humidity. Then, it is moved to another chamber that simulates ultraviolet radiation and back again.

## Thermal testing of glass

An infrared camera visually shows the efficiency of the glass. We compare dual-pane glass with no coatings or argon gas to dual-pane glass with Low-E coating and argon gas.



## Cycle testing

We test our products by operating the design thousands of times to understand performance of the windows or doors and key components like locks, screens and shades.



# WINDOWS & PATIO DOORS

---



## ARCHITECT SERIES® CONTEMPORARY

Wood windows and patio doors with expansive glass and sleek lines.  
For more information, see page 18.





# Window & Patio Door Buying Made Easy

---

Follow this six-step guide to make window and patio door shopping a breeze.

## 1



### EVALUATE YOUR CURRENT WINDOWS & DOORS

Do you have difficulty cleaning, closing or opening your windows and patio doors? Look for problem signs, such as drafts, condensation, fogging, chipping or water stains. Also consider the style and availability of replacement parts.

## 2



### IDENTIFY WHAT'S IMPORTANT TO YOU

Energy efficiency? Less cleaning? Hardware and finishes? Identify what window and patio door features, like between-the-glass blinds, screens, grilles or smart technology, are most important to you. Design the space that you've always dreamed of.

3



### SELECT THE RIGHT MATERIAL

It's one of the most important questions: which material is best for my home? Wood, fiberglass and vinyl are common choices, and each has its own unique attributes and distinctive styles. Explore window and patio door materials on pages 12, 24 and 28.

4



### MATCH WINDOWS & DOORS TO YOUR STYLE

Depending on the style, function and your budget, there are a wide variety of window and patio door styles and finishes available. Compare Pella's product lines on page 40 and common window and patio door styles on page 42.

5



### GIVE YOUR WINDOWS & DOORS PERSONALITY

Based on the window or patio door line and style you choose, select from dozens of finishes and colors, between-the-glass blinds, shades or grilles to personalize your products. Choose hardware, trim and energy-efficient glass options, too.

6



### TALK TO AN EXPERT

We understand that window and patio door shopping isn't something you do every day, so we are here to help. Visit a Pella Showroom or schedule an in-home consultation to see samples, get measurements and receive a free quote. Call us at 833-44-PELLA.



# WOOD WINDOWS & PATIO DOORS

---



Get the beauty and warmth of natural wood, our most customizable designs and exceptional energy efficiency. Personalize your windows and patio doors to match your home with special sizes, grilles, premium interior and exterior colors and hardware finishes.

Our innovative EnduraGuard® wood protection provides advanced protection against the effects of moisture—helping to provide long-lasting performance for years. Pella's wood products are backed by the best limited lifetime warranty for wood windows and patio doors.<sup>1</sup>

---

### Architect Series® Reserve™

Authentically designed wood windows and patio doors customized to meet your vision with detailed craftsmanship.

---

### Architect Series® Traditional

Classically styled and exquisitely crafted wood windows and patio doors designed to add architectural interest to your home.

---

### Architect Series® Contemporary

Minimalist wood windows and patio doors with expansive glass and sleek lines to complement your home.

---

### Designer Series®

Thoughtfully designed wood windows and patio doors that are energy efficient and give you more ways to decorate your home.

---

### Pella® 450 Series

Beautiful wood windows and patio doors made with quality designs and our most popular features, all at a competitive price.

<sup>1</sup> Based on comparing written limited warranties of leading national wood window and wood patio door brands. See Pella written Limited Warranty for details, including exceptions and limitations, at [pella.com/warranty](https://pella.com/warranty), or contact Pella Customer Service at 877-473-5527.

# Architect Series® Reserve™ WOOD



Meticulously designed using historical aesthetics, Pella® Architect Series Reserve wood windows and patio doors offer detailed craftsmanship. Each piece is an original, made with the details to reflect your home's personality and your vision.

From architecturally compatible hardware to authentic putty glaze profile depths, we take pride in the little details. Trust the leader in windows and innovation. Architect Series products are covered by the best limited lifetime warranty for wood windows and patio doors.<sup>1</sup> For added security and convenience, use Pella's Insynctive® technology with built-in security sensors.







## Designed to span generations.

**HISTORICALLY AUTHENTIC DESIGN.** Enhance the look and appeal of your home with historically accurate, exquisitely detailed wood windows.

**EXCEPTIONAL DURABILITY.** Be confident in your windows and patio doors with extruded aluminum cladding with EnduraClad® finish and exterior wood parts treated with EnduraGuard® wood protection.

**VIRTUALLY ENDLESS CUSTOMIZATION.** Nearly unlimited shapes and sizes, custom colors and wood species and stunning hardware make your dream a reality.



## Details matter.

**HISTORIC PROFILES AND DEPTHS.** Windows and patio doors recreated with historical aesthetics so you can match the architectural integrity of your home and neighborhood – without sacrificing modern conveniences.

**INTEGRATED ROLSCREEN®.** An optional double- and single-hung window screen that appears when you open the window, and rolls away, out of sight, when you close it.

**EXCLUSIVE HARDWARE SELECTIONS.** Add some charm to your windows and patio doors with premium designs and finishes that complement your home.

### AVAILABLE IN THESE WINDOW & PATIO DOOR STYLES:



# Architect Series® Traditional WOOD



The classic window styles you love with fine-furniture detailing and exceptional energy efficiency. Every window is one of a kind, just like the wood it is crafted from.

Designed to last, Pella® Architect Series® Traditional wood windows and patio doors offer optional Integral Light Technology® grilles to create the look of individual panes. Detailed hardware designs and finishes add personality to already beautiful wood windows and patio doors. Upgrade to HurricaneShield® impact-resistant glass to help protect against extreme weather, noise and intruders. For added security and convenience, use Pella's Insynctive® technology with built-in security sensors.





## Enduring designs.

**CLASSIC AESTHETICS.** Bring warmth to your home with wood windows created to exemplify a traditional, timeless look.

**LOW-MAINTENANCE EXTERIORS.** Protect your aluminum-clad exterior with EnduraClad® finish and exterior wood parts with EnduraGuard® wood protection.

**CUSTOM-CRAFTED.** From unique sizes to one-of-a-kind grille patterns and custom glass options, we'll make your dream a reality.



## Exquisitely detailed.

**FINE FURNITURE DETAILS.** Add drama and interest to a classic look with intricate details like matching sash and grille profiles.

**STUNNING HARDWARE DESIGNS.** Select from four unique Pella and Baldwin® Hardware collections to match your individual style.

**EXCEPTIONAL WARRANTY.** Architect Series products are covered by the best limited lifetime warranty for wood windows and patio doors.'

### AVAILABLE IN THESE WINDOW & PATIO DOOR STYLES:





# Architect Series® Contemporary<sup>WOOD</sup>



Backed by the best limited lifetime warranty for wood windows and patio doors, Pella® Architect Series® Contemporary products feature smart styling and clean sightlines.<sup>1</sup>

Create the space you always dreamed of with expansive glass and stylish hardware that enhances the sleek frame and complements your home. Further add design interest with square, modern grilles that offer Integral Light Technology® to create the look of individual panes of glass without sacrificing energy efficiency. For added security and convenience, use Pella's Insynctive® technology with built-in security sensors.





## Less is more.

**EXPANSIVE GLASS.** Pella's artisans can design a unique glass solution for your home that maximizes style and provides an unobstructed view.

**AUTHENTIC, MODERN DESIGNS.** Achieve the contemporary design you desire with a narrow frame to provide more glass with simple and clean lines.

**LONG-LASTING BEAUTY.** EnduraClad® exterior finish helps protect your window from the elements, providing a long-lasting, durable design.



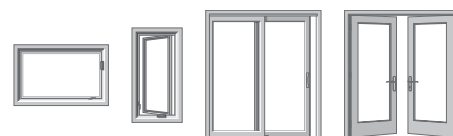
## The perfect finishing touch.

**CUSTOMIZABLE LOOKS.** Make a bold design statement with prefinished paint or stain colors including black, and square grilles to create the sophisticated space you envisioned.

**MINIMALIST DESIGN.** Maintain clean sightlines with equal proportions and sleek silhouettes that provide style and create balance.

**EXCLUSIVE STYLES.** Pella® contemporary hardware was designed specifically for Pella products—including a handle that intentionally blends into the frame.

AVAILABLE IN THESE WINDOW & PATIO DOOR STYLES:





# Designer Series<sup>®</sup> WOOD



Easily update your windows and patio doors as your life or décor changes with Pella<sup>®</sup> Designer Series. Get more decorative style choices with exclusive between-the-glass accessories that you can change yourself and don't need constant cleaning.

Covered by the best limited lifetime warranty for wood windows and patio doors, you can feel more comfortable and confident in your home.<sup>1</sup> For added security and convenience, use Pella's Insynctive<sup>®</sup> technology with built-in security sensors and motorized blinds and shades.







## A cleaner, more comfortable home.

**LESS TIME CLEANING.** Blinds, cellular fabric shades and grilles are tucked between panes of glass so they're protected from dust, damage and little hands.

### **LOWER HEATING AND COOLING COSTS.**

Exceptionally energy efficient triple-pane glass helps keep your home's temperature more comfortable and consistent all year round.

**LOW-MAINTENANCE EXTERIORS.** Your windows are designed to stand the test of time with exterior wood parts treated with EnduraGuard® wood protection and an aluminum-clad exterior with EnduraClad® finish.



## More decorative style choices.

**REMOVABLE BLINDS AND SHADES.** Change up the look of your room and home with snap-in between-the-glass blinds, fabric cellular shades and grilles.

**COLORS TO FIT YOUR STYLE.** Complement your home with dozens of EnduraClad exterior finish colors and a variety of interior colors.

**ADDED SECURITY AND CONVENIENCE.** Feel safer with optional built-in window and door sensors and motorized between-the-glass blinds and shades that can raise and lower with a touch of a button.

### AVAILABLE IN THESE WINDOW & PATIO DOOR STYLES:



# Pella® 450 Series WOOD



Get a custom look at a competitive price. Pella® 450 Series products offer our most popular features, including the natural beauty of wood with low-maintenance aluminum-clad exteriors and EnduraGuard® wood protection.

With quality designs, you can create a unique look for any style home with different window and door combinations, interior and exterior colors and grille options. Designed to last, our wood windows and patio doors are covered by the best limited lifetime warranty.<sup>1</sup>



<sup>1</sup> Based on comparing written limited warranties of leading national wood window and wood patio door brands. See Pella written Limited Warranty for details, including exceptions and limitations, at [pella.com/warranty](https://pella.com/warranty), or contact Pella Customer Service at 877-473-5527.

<sup>2</sup> Some Pella products may not meet ENERGY STAR® guidelines in Canada. For more information, contact your local Pella sales representative or go to [energystar.gc.ca](https://energystar.gc.ca).



High quality at an affordable price.

**DURABLE PROTECTION FROM THE ELEMENTS.**

Pella's low-maintenance EnduraClad® exterior finish resists fading and is available in a variety of beautiful colors.

**STANDARD AND CUSTOM OPTIONS.** Fit almost any window or door opening in your home with made-to-order sizes, shapes and styles.

**EXCEPTIONAL ENERGY EFFICIENCY.** Create a comfortable home year-round with efficient options that will meet or exceed ENERGY STAR® guidelines in all 50 states.<sup>2</sup>



Our most popular features and options.

**UNIQUE COMBINATIONS FOR LESS.** Factory-assembled window and door combinations allow you to make a unique design statement without a custom price tag.

**QUALITY INTERIOR FINISHES.** Complement your home's aesthetics and choose from several stains or paint colors and unfinished or primed and ready-to-paint wood.

**CUSTOM GRILLE PATTERNS.** Get the look of individual windowpanes—without sacrificing energy efficiency—with several grille types, pattern options and custom capabilities.

**AVAILABLE IN THESE WINDOW & PATIO DOOR STYLES:**





# FIBERGLASS WINDOWS & PATIO DOORS

---



Our fiberglass products are made from Duracast®, the strongest material available for windows and patio doors.<sup>1</sup> The products are made to withstand the most extreme heat and cold, damaging UV rays and non-hurricane impacted seacoast environments.

Get easy to care for windows and patio doors with a low-maintenance powder-coat finish that stays looking great for years. Further improve energy efficiency by adding optional foam-insulation to your window frames.



---

## Pella® Impervia®

Combine the beauty and energy efficiency you expect from Pella with the durability of our patented Duracast® material.<sup>1</sup>

<sup>1</sup> In testing performed in accordance with ASTM testing standards, Pella's Duracast has displayed superior performance in strength, ability to withstand extreme heat and cold, and resistance to dents and scratches. Special shape windows are made from a non-Duracast fiberglass composite.

# Pella® Impervia® FIBERGLASS



Complement your home with attractive, low-maintenance windows and patio doors that are backed by one of the strongest warranties in the business.

Combine the beauty and energy efficiency you expect from Pella with the durability of our patented Duracast® material.<sup>1</sup> Made to withstand extreme heat and cold, our highly stable fiberglass composite provides a contemporary style window for your home.



<sup>1</sup> In testing performed in accordance with ASTM testing standards, Pella's Duracast has displayed superior performance in strength, ability to withstand extreme heat and cold, and resistance to dents and scratches. Special shape windows are made from a non-Duracast fiberglass composite.  
<sup>2</sup> Pella products may not meet ENERGY STAR® guidelines in Canada. For more information, contact your local Pella sales representative or go to [energystar.gc.ca](http://energystar.gc.ca).





## Durable, distinguished design.

**LOWER HEATING AND COOLING COSTS.** Create a comfortable home year-round with efficient options that will meet or exceed ENERGY STAR® guidelines in all 50 states.<sup>2</sup>

**EXCEPTIONAL DURABILITY AND PERFORMANCE.** Our five-layer fiberglass composite performs in extreme environments and is made to withstand heat and cold.

**BUILT-TO-ORDER.** Combine standard and custom-sized windows and patio doors together to create unique combinations, made just for your remodel or new construction project.



## Complete the look.

**CONTEMPORARY DESIGN.** Get a unique look with clean lines and a durable powder-coat finish to get the look of a painted contemporary wood window that is low maintenance.

**MAKE A PERSONAL DESIGN STATEMENT.** Find the right features to fit your lifestyle and select from between-the-glass grilles, hardware finishes and complementary special shapes.

**DUAL-COLOR FRAME OPTIONS.** Complement the interior and exterior styling of your home with dual-color frames. Pair a white interior with one of five exterior colors.

### AVAILABLE IN THESE WINDOW & PATIO DOOR STYLES:



# VINYL WINDOWS & PATIO DOORS

---



When you want low-maintenance, affordability and energy efficiency, vinyl is the right choice. Our unique vinyl formula is performance-tested for excellent weathering, durability and color retention.

Multi-chambered frames and metal-reinforced, interlocking sashes add strength and durability while helping to prevent warping, sagging and bowing. White and almond-colored frames are available with optional upgrades to dual-color frames on some product lines.

---

### Pella® 350 Series

Purposely designed to give you more of everything you love and includes our most energy-efficient vinyl products.

---

### Pella® 250 Series

High-quality Pella craftsmanship in a beautiful, low-maintenance vinyl window that is strong and energy efficient.

---

### Encompass by Pella®

Low-maintenance, easy-care vinyl windows and patio doors backed by Pella at a competitive price.



# Pella® 350 Series VINYL



Designed to give you more of everything you love about vinyl, Pella 350 Series windows and patio doors are stronger and more durable than ordinary vinyl—and are backed by one of the strongest warranties in the business.

Get distinctively styled, low-maintenance windows and patio doors that will look great for years and include Pella's most energy-efficient products.





## Premium vinyl.

**MOST ENERGY EFFICIENT.** Protect your home from drafts and leaks with Pella's exclusive energy-saving system. It features up to 18 insulating air chambers and optional triple-pane glass with foam insulation.

**STRONGER THAN ORDINARY VINYL.** Pella's exclusive, reinforced frame is easy to care for and is tested to withstand sunlight exposure, humidity and extreme temperatures.

**VIRTUALLY INVISIBLE INTERIOR WELDED CORNERS.** Corner welds on vinyl are typically visible, but our exclusive SmoothSeam™ technology gives a cleaner, more attractive look.



## Beautiful designs and options.

**POPULAR COLORS AND FEATURES.** Choose from grilles-between-the-glass or simulated-divided-light grilles and a variety of dual-color frame options to fit your style.

**FADE-RESISTANT EXTERIORS.** Windows and patio doors will look great for years with a fade-resistant formula that is tested for weathering, durability and color retention.

**STYLISH HARDWARE DESIGNS.** Pella 350 Series window and patio door hardware is color-matched to your window frame for a seamless look. Upgraded finishes are also available.

### AVAILABLE IN THESE WINDOW & PATIO DOOR STYLES:



# Pella® 250 Series VINYL

---




Get high-quality Pella craftsmanship in a beautiful, low-maintenance vinyl window that is strong, energy efficient and backed by one of the strongest warranties in the business.

Smooth, clean lines of Pella 250 Series windows and patio doors create a stylish look that enhances the interior and exterior of your home. Additional features and color options allow you to make a unique design that fits your style.







## Stronger than ordinary vinyl.

**EXCEPTIONAL ENERGY EFFICIENCY.** Create a more comfortable home with options that will meet or exceed ENERGY STAR® guidelines in all 50 states.<sup>1</sup>

**STAND UP TO WEATHER.** Protect your home with our exclusive weather repel system that channels water away from your home.

**QUALITY THAT LASTS.** Pella's precision welding process and DuraColor™ exterior finishes resist warping, twisting and fading over time.



## Match your personal style.

**POPULAR COLORS AND FEATURES.** Choose from two grille types in several patterns and more than ten exterior color options.

**FEEL MORE SECURE.** With optional AutoLock hardware, your window locks automatically when shut; simply close the sash and make sure it latches.

**UPGRADED GLASS AVAILABLE.** Insulating dual-pane glass comes standard. For greater energy performance, choose triple-pane glass and foam insulation.

AVAILABLE IN THESE WINDOW & PATIO DOOR STYLES:



# Encompass by Pella<sup>®</sup> VINYL



With Encompass by Pella, you can own windows and patio doors backed by the name you know and trust, at a price that is easy on your budget.

Featuring low-maintenance, high-grade vinyl frames, these windows look great for years and are energy efficient. Lower heating and cooling costs with energy-efficient options that will meet or exceed ENERGY STAR<sup>®</sup> guidelines in all 50 states.<sup>1</sup>



<sup>1</sup> Some Pella products may not meet ENERGY STAR<sup>®</sup> guidelines in Canada. For more information, contact your local Pella sales representative or go to [energystar.gc.ca](http://energystar.gc.ca).

<sup>2</sup> The Pella Limited Lifetime Warranty is non-prorated, meaning the coverages within the defined warranty periods do not decrease over time. See written limited warranty for details, including exceptions and limitations, at [pella.com/warranty](http://pella.com/warranty), or contact Pella Customer Service at 877-473-5527.



## Easy-care vinyl.

**LOW-MAINTENANCE.** The solid color throughout keeps minor dings and scratches virtually invisible and means no more painting.

**MORE COMFORTABLE.** Pella's weather protection system helps protect your home from leaks and drafts.

**STAND THE TEST OF TIME.** Our precision welding process makes a strong and more durable product that resists warping and twisting.



## Designed to make life easier.

**EASY OPERATION.** Pella's true glide balance system allows your single- and double-hung windows to open and close easily and quietly.

**DUST-FREE GRILLES AND BLINDS.** Never worry about cleaning grilles and patio door blinds that are sealed between insulating glass and kept safe from dust and damage.

**LIMITED LIFETIME WARRANTY.** Backed by one of the best warranties in the business, you can be confident in your investment.<sup>2</sup>

AVAILABLE IN THESE WINDOW & PATIO DOOR STYLES:





# Parts of a Window

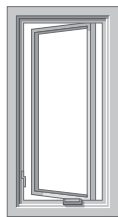
There's more to a Pella window than meets the eye.  
Review the basics—and some of the special extras that we build in.



## Window Styles



**AWNING**



**CASEMENT**




**SINGLE-HUNG**



**DOUBLE-HUNG**



**SLIDING**



**BAY OR BOW**

**HEAD**

The main horizontal piece that forms the top of the window frame.

**WINDOW ACCESSORIES**

Pella's exclusive between-the-glass offerings that protect blinds, shades and grilles from dust, damage and indoor allergens.<sup>1</sup>

**FRAME**

Made up of the head, jamb, and sill, it's the structure that encases the window system.

**GRILLES**

Decorative pieces that visually divide the glass, giving the appearance of multiple panes.<sup>1</sup>

**JAMBS**

The main vertical pieces that form the sides of the window frame. A jambliner creates a snug fit for the window sash.

**INSYNCTIVE® TECHNOLOGY**

Optional security sensors that monitor if the window is open or closed and motorized between-the-glass blinds and shades.<sup>1</sup>

**LOCK HARDWARE**

The locking mechanism that holds the window securely shut.

**SASH**

The movable part of the window that holds the glass.

**INSULATED GLASS**

Glass that is commonly framed together with an insulating spacer and has an energy-efficient airspace.

**SASH LIFT**

A handle for raising the lower sash in a single- or double-hung window.<sup>1</sup>

**SILL**

The main horizontal piece that forms the bottom of the window frame.

<sup>1</sup> Not available on all product lines. See specific product information for availability.





# Parts of a Patio Door

---


There's more to a Pella patio door than meets the eye.  
Review the basics—and some of the special extras that we build in.



## Patio Door Styles



**HINGED**



**SLIDING**



**FRAME**

Made up of the head, jamb and sill, it surrounds and supports the door system.

**HEAD**

The main horizontal part forming the top of the door frame.

**PATIO DOOR ACCESSORIES**

Pella's exclusive offering helps protect between-the-glass blinds, shades and grilles from dust, damage and indoor allergens.<sup>1</sup>

**MULTIPOINT LOCKING SYSTEM**

Optional Pella hardware that secures the door at the top and bottom for added security.<sup>1</sup>

**INSULATED GLASS**

Glass that is commonly framed together with an insulating spacer and has an energy-efficient airspace.

**JAMB**

The main vertical parts forming the sides of the door frame.

**INSYNCTIVE® TECHNOLOGY**

Motorized between-the-glass blinds and shades and optional security sensors that monitor if the patio door is open or closed and locked or unlocked.<sup>1</sup>

**INTERLOCKER**

An upright part of the door panel which engages with the adjacent panel when the door is closed.

**FIXED PANEL**

An inoperable panel of the door.

**FOOTBOLT**

A foot-operated mechanism applied at the bottom of the door frame to allow the door to vent.<sup>1</sup>

**SILL**

The bottom of the frame that rests on the floor.

**SILL TRACK**

The track at the bottom of the sliding glass door frame.



<sup>1</sup> Not available on all product lines. See specific product information for availability.

# Compare Window & Patio Door Lines

Review our nine lines and discover your best fit.

WHAT MATERIALS ARE USED?	WHAT IS THE PRODUCT LINE NAME?	WHAT DOES IT COST?
WOOD	<b>ARCHITECT SERIES® RESERVE™</b>	\$\$\$\$ - \$\$\$\$\$
	<b>ARCHITECT SERIES® TRADITIONAL</b>	\$\$\$ - \$\$\$\$
	<b>ARCHITECT SERIES® CONTEMPORARY</b>	\$\$\$ - \$\$\$\$
	<b>DESIGNER SERIES®</b>	\$\$\$ - \$\$\$\$
	<b>PELLA® 450 SERIES</b>	\$ - \$\$\$
FIBERGLASS	<b>PELLA® IMPERVIA®</b>	\$
VINYL	<b>PELLA® 350 SERIES</b>	\$ - \$\$\$
	<b>PELLA® 250 SERIES</b>	\$
	<b>ENCOMPASS BY PELLA®</b>	\$ - \$

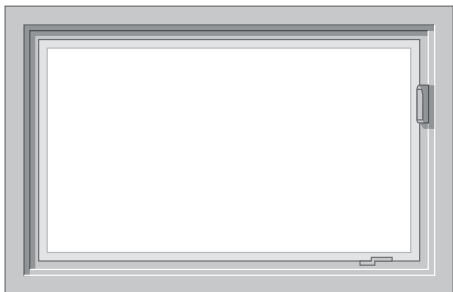
WHAT WINDOW STYLES ARE AVAILABLE?		WHAT PATIO DOOR STYLES ARE AVAILABLE?	WHY SHOULD I BUY THIS PRODUCT LINE?
Awning Bay or Bow Casement	Double-Hung Single-Hung	Sliding Hinged	Meticulously designed using historical aesthetics, each wood window and patio door is an original. Made just for you with the details to reflect your home's personality and your vision.
Awning Bay or Bow Casement	Double-Hung Single-Hung	Sliding Hinged	Traditional wood windows and patio doors combine modern functionality with fine-furniture detailing. Stylish hardware completes the look you envisioned.
Awning Casement		Sliding Hinged	Enjoy bigger views with sleek frames and expansive glass. Pair minimalist wood windows and patio doors with stylish modern hardware to complement your home.
Awning Bay or Bow Casement Double-Hung		Sliding Hinged	Exclusive snap-in between-the-glass blinds or shades means you can worry less and decorate more with Designer Series. Between-the-glass blinds and shades are protected from damage and require less cleaning than roomside blinds and shades.
Awning Bay or Bow Casement Double-Hung		Sliding Hinged	Get the beauty of wood at a competitive price. Pella 450 Series wood windows and patio doors offer our most popular features and options, including the natural beauty of wood with low-maintenance aluminum-clad exteriors.
Awning Bay or Bow Casement	Double-Hung Single-Hung Sliding	Sliding	Pella Impervia combines the beauty and energy efficiency you expect from Pella with the durability of our exclusive Duracast® material that can withstand extreme heat and subzero cold. <sup>1</sup>
Awning Casement Double-Hung	Single-Hung Sliding	Sliding	Pella 350 Series windows and patio doors are purposefully designed to give you more of everything you love about vinyl. With our exclusive energy-saving system, the line includes our most energy-efficient products.
Awning Bay or Bow Casement	Double-Hung Single-Hung Sliding		With Pella 250 Series products, you get Pella craftsmanship in a great-looking vinyl window that's stronger and more energy efficient than ordinary vinyl.
Bay Double-Hung Single-Hung Sliding		Sliding	Encompass by Pella is competitively priced, easy-care vinyl. Featuring low-maintenance, high-grade vinyl frames, these windows and patio doors will look great for years and are energy efficient.

<sup>1</sup> Duracast material is not available on all product configurations.



# Window & Patio Door Styles

Pella offers a variety of window and patio door types to perfectly complement your home’s style. Windows are custom built to help ensure the right fit and last for years to come.

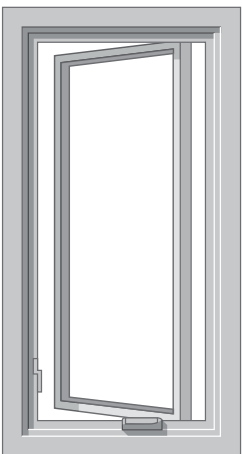


## Awning Window

Awning windows are hinged at the top and swing outward from the bottom. They glide open and shut with the turn of one easy-to-operate handle. Add architectural interest and light by placing them above or below other windows.

**AVAILABLE IN:**

Architect Series® Reserve™	\$\$\$\$-\$\$\$\$\$
Architect Series® Traditional	\$\$\$-\$\$\$\$
Architect Series® Contemporary	\$\$\$-\$\$\$\$
Designer Series®	\$\$\$-\$\$\$\$
Pella® 450 Series	\$\$-\$\$\$
Pella® Impervia®	\$
Pella® 350 Series	\$\$-\$\$\$
Pella® 250 Series	\$




## Casement Window

Casement windows are hinged at the sides and swing outward, providing a clear view. They open and close easily with the turn of a handle and are a great option for hard-to-reach spaces, like over the kitchen sink.

**AVAILABLE IN:**


Architect Series® Reserve™	\$\$\$\$-\$\$\$\$\$
Architect Series® Traditional	\$\$\$-\$\$\$\$
Architect Series® Contemporary	\$\$\$-\$\$\$\$
Designer Series®	\$\$\$-\$\$\$\$
Pella® 450 Series	\$\$-\$\$\$
Pella® Impervia®	\$
Pella® 350 Series	\$\$-\$\$\$
Pella® 250 Series	\$



### Single-Hung Window

A classic look for any home, single-hung windows are raised from the bottom for ventilation, while the top sash remains stationary, helping to deliver a secure seal against the elements.

AVAILABLE IN:	
Architect Series® Reserve™	\$\$\$\$-\$\$\$\$\$
Architect Series® Traditional	\$\$\$-\$\$\$\$
Pella® Impervia®	\$\$
Pella® 350 Series	\$\$-\$\$\$
Pella® 250 Series	\$\$
Encompass by Pella®	\$-\$



### Double-Hung Window

Appropriate for traditional or contemporary homes, double-hung windows have two sliding sashes providing efficient ventilation. Raise the lower sash to allow in a cool breeze. Lower the upper sash to pull hot air from the ceiling outside.

AVAILABLE IN:	
Architect Series® Reserve™	\$\$\$\$-\$\$\$\$\$
Architect Series® Traditional	\$\$\$-\$\$\$\$
Designer Series®	\$\$\$-\$\$\$\$
Pella® 450 Series	\$\$-\$\$\$
Pella® Impervia®	\$\$
Pella® 350 Series	\$\$-\$\$\$
Pella® 250 Series	\$\$
Encompass by Pella®	\$-\$




## Sliding Window

Horizontal sliding windows easily slide open from one side, providing easy access to fresh air in places where it may be difficult to open a window vertically, like over a sink or in a bathroom.

### AVAILABLE IN:

Pella® Impervia®	\$\$
Pella® 350 Series	\$\$-\$\$\$
Pella® 250 Series	\$\$
Encompass by Pella®	\$-\$\$



## Bay or Bow Window

Bay windows consist of three windows, with the center fixed and the sides either fixed or venting. Bow windows are typically four or more to create a more graceful curve and can be a combination of fixed or venting windows.

### AVAILABLE IN:

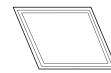
Architect Series® Reserve™	\$\$\$\$-\$\$\$\$\$
Architect Series® Traditional	\$\$\$-\$\$\$\$
Designer Series®	\$\$\$-\$\$\$\$
Pella® 450 Series	\$\$-\$\$\$
Pella® Impervia®	\$\$
Pella® 250 Series	\$\$
Encompass by Pella® (Bay only)	\$-\$\$

## Special Shapes

From graceful curves to contemporary angles, these windows offer virtually unlimited design possibilities to achieve a custom look for your home at a competitive price.



Rectangle



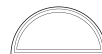
Parallelogram



Full Chord



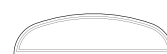
Partial Chord



Half Circle



Quarter Circle




Full Elliptical



Half Elliptical






## Hinged Patio Door

Pella's hinged, wood patio doors are available in stunning designs. Choose from two movable doors that swing open from the sides, one movable with one fixed door, or a single door for simple elegance.

### AVAILABLE IN:

Architect Series® Reserve™	\$\$\$\$-\$\$\$\$
Architect Series® Traditional	\$\$\$-\$\$\$\$
Architect Series® Contemporary	\$\$\$-\$\$\$\$
Designer Series®	\$\$\$-\$\$\$\$
Pella® 450 Series	\$\$-\$\$\$



## Sliding Patio Door

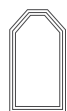
Sliding glass patio doors don't swing open, requiring less open floor space to operate. They are a great source of natural light and are available in both traditional and contemporary styles.

### AVAILABLE IN:

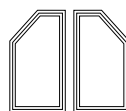
Architect Series® Reserve™	\$\$\$\$-\$\$\$\$
Architect Series® Traditional	\$\$\$-\$\$\$\$
Architect Series® Contemporary	\$\$\$-\$\$\$\$
Designer Series®	\$\$\$-\$\$\$\$
Pella® 450 Series	\$\$-\$\$\$
Pella® Impervia®	\$\$
Pella® 350 Series	\$\$-\$\$\$
Encompass by Pella®	\$\$-\$\$\$



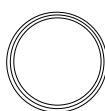
Oval



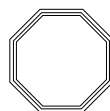
Equal Modified Rectangle



Modified Rectangle



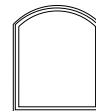
Full Circle




Octagon



Hexagon



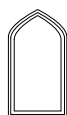
Full Arch Head



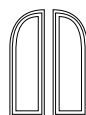
Partial Arch Head



Full



Gothic



Partial



Isosceles Triangle



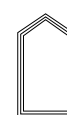
Truncated



Right Triangle



Trapezoid



Pentagon

# ENTRY DOORS

---



## **ARCHITECT SERIES®**

Pella offers premium wood, fiberglass or steel entry doors.  
For more information, see pages 50-53.







# Entry Door Buying Made Easy

---

Follow this six-step guide to make shopping for your next entry door simple.

## 1



### IDENTIFY WHAT'S IMPORTANT TO YOU

Energy efficiency?  
Extra privacy?  
Identify what door features, like glass, weather-resistant technology and sidelights are most important to you.

## 2



### SELECT THE RIGHT MATERIAL

Ask yourself: which material is best for my home? Choose from wood, fiberglass and steel doors—each with their own unique attributes and distinctive styles. Explore materials beginning on page 50.

3



### CHOOSE DOORS TO MATCH YOUR STYLE

Depending on the style, purpose of the door, and your budget, there are a wide variety of door styles and finishes available. View Pella's entry and storm doors beginning on page 50.

4



### UPGRADE YOUR DOOR'S CHARACTER

Personalize your doors with dozens of finishes and colors, sidelights and transoms, and between-the-glass blinds or grilles. Explore hardware, trim and innovative options on page 60.

5



### CONSIDER WARRANTY & INSTALLATION OPTIONS

Pella's products are backed by some of the strongest warranties in the industry. Pair that with professional installation—from Pella or a certified contractor—for peace of mind.

6



### TALK TO A DOOR EXPERT

We take the guesswork out of entry door shopping. Visit a Pella Showroom or schedule an in-home consultation to see samples, get measurements and receive a free quote. Call us at 833-44-PELLA.

# Architect Series<sup>®</sup> WOOD

---

Whatever your home's style, we have a premium wood front entry door to match. Each mahogany or rustic walnut door, like each piece of wood, is unique—just as nature intended. Customize your door with a variety of panel styles, decorative glass, grille patterns and prefinished stains.

**THE NATURAL BEAUTY OF WOOD.** Pella's exclusive factory prefinishing process features translucent pigments that allow the natural beauty and variation of the wood to shine through.

**CREATE A TRADITIONAL OR TIMELESS LOOK.** Select from premium stains, obscure or decorative glass, grilles and unique decorative accents like hinge straps, clavos and speakeasies.

**ADDITIONAL SECURITY.** With a twist, our optional multipoint lock system secures the door in multiple locations—for improved performance.







# Architect Series® FIBERGLASS

Enjoy the low-maintenance benefits of fiberglass with distinctive wood styling and premium designs and features. Designed to be a feature in any home, Architect Series doors are available in wood-grain fiberglass or smooth fiberglass. Choose from a variety of panel styles and decorative glass with matching sidelights and transoms to customize your door for your home's architectural style.

**AUTHENTIC WOOD-LOOK WITHOUT THE WORK.** A full-length interior wood lock block reinforcement creates a sturdy, substantial swing for the look and feel of a wood door with the longevity of fiberglass.

**EXPRESS YOUR STYLE WITH HARDWARE AND COLOR.** Make a personal statement with bold entry door colors and beautiful hardware collections from Pella® and Baldwin® Reserve Hardware.

**BUILT-IN SECURITY SENSORS.** Feel safer in your home with optional Insynctive® sensors that monitor whether your front door is open or unlocked from virtually anywhere—without voiding your warranty.<sup>1</sup>

<sup>1</sup> Requires connection to a compatible home automation system and smart device.





# Pella® FIBERGLASS OR STEEL

---

Pella's fiberglass or steel entry doors provide you with design flexibility to fit the style of your home. Designed from the inside out, our entry doors feature patented protection against drafts and leaks. Pella® entry doors are also available with Insynctive® technology for added security.

**EXCEPTIONAL DETAILS AND OPTIONS.** Get the look of stained wood with a modern palette of VividGrain™ color options. Select obscure or decorative glass options to further enhance your door.

**EXCLUSIVE PROTECTION FROM DRAFTS AND LEAKS.** Our frame features a patented PerformaSeal® weather-resistant design that helps keep your home more comfortable. An innovative AdvantagePlus® frame system is optional and provides strong protection against drafts and leaks.

**HARDWARE WITH PERSONALITY.** Find the perfect finishing touch and customize the look of your entry door. Select from four unique hardware collections: classic, modern, rustic and essential.







# Encompass by Pella® FIBERGLASS OR STEEL

Add beautiful craftsmanship, security and comfort to your home with a new Encompass by Pella entry door. Take pride in owning a high-quality entry door from the name you know and trust. Find our most popular sizes, styles and features at a price to fit most any budget.

**AFFORDABLE, DURABLE PERFORMANCE.** An elevated frame design helps guard against damaging moisture. Energy-efficient options are available to meet or exceed ENERGY STAR® guidelines in all 50 states.\*

**FLEXIBLE DESIGNS AND ADDED CURB APPEAL.** Low-maintenance oak- or mahogany-grain and smooth fiberglass or premium steel doors are available in a variety of paints and stains.

**GLASS AND PANEL OPTIONS TO FIT ANY STYLE.** From flush solid panels to full-light glass, a curated selection of obscure and decorative glass options gives you customization at an affordable price.

\* Some Pella products may not meet ENERGY STAR guidelines in Canada. For more information, contact your local Pella sales representative or go to [energystar.gc.ca](http://energystar.gc.ca).







# Pella® Storm Doors

---

Pella's exquisitely detailed selection of storm doors are designed to fit your needs, including screens that roll out of sight, decorative designs or One-Touch® closers that hold doors open at the touch of a button. Choose from four styles to find the best storm door for your home.

## **PELLA® SELECT STORM DOOR**

Design the door of your dreams and choose from multiple frame colors, fullview glass designs, screens and handle finishes.

## **ROLSCREEN® STORM DOOR**

Bring the outdoors in with a retractable screen that rolls out of sight and provides convenient ventilation and a clear view.

## **PELLA® FULLVIEW STORM DOOR**

A full glass design allows more light into your home and includes an interchangeable full screen for warmer months.

## **PELLA® STANDARD SCREEN STORM DOOR**

With two movable glass panels and a self-storing full screen, invite the breeze into your home with this classic style.









Additional security options of a multipoint locking system and SmartKey® Re-Key Technology are available, so you can easily and securely re-key your lock in just a few seconds.



# Decorative & Non-Decorative Glass

Get the style, privacy and lighting that you are looking for with obscure and decorative glass options for your front door. From traditional to modern homes, Pella has unique glass types and distinctive coming options to match every style.

Choose from two distinct glass collections to find the perfect fit for your home. Obscured glass is also available on sidelights for added privacy.



See more accessories at  
[pella.com/door-features](https://pella.com/door-features)



Want to learn more? Call us at 833-44-PELLA or visit [pella.com](http://pella.com)



Always read the Pella limited warranties before purchasing or installing Pella products. See written limited warranty for details, including exceptions and limitations, at [pella.com/warranty](http://pella.com/warranty).



Pella Corporation is a proud volunteer partner in the U.S. Environmental Protection Agency and the Department of Energy's ENERGY STAR® program to promote the use of high-efficiency products.



Connect with Pella:

